

PRELIMINARY ISSUE
 THIS PLAN SHALL BE USED ONLY AS A GUIDE TO THE FIELD WORK.



US Army Corps of Engineers
 San Francisco District
 1455 Market Street
 San Francisco, CA 94103

NO.	DESCRIPTION	DATE	BY	CHKD.

DESIGNED BY:	MC	CHECKED BY:	TYW	DRAWING NO.	5 OF 8	DATE:	3/31/2008	BY:	CRAIG W. KILEY	DATE:	2	CHKD.:	XXX
PREPARED UNDER THE DIRECTION OF LT. COLONEL, C.E., DISTRICT ENGINEER													

ALAMEDA COUNTY
 OAKLAND HARBOR
 INNER HARBOR
 CONDITION SURVEY
 11-12, 14, 17-18 MARCH 2008

Sheet reference number
C6

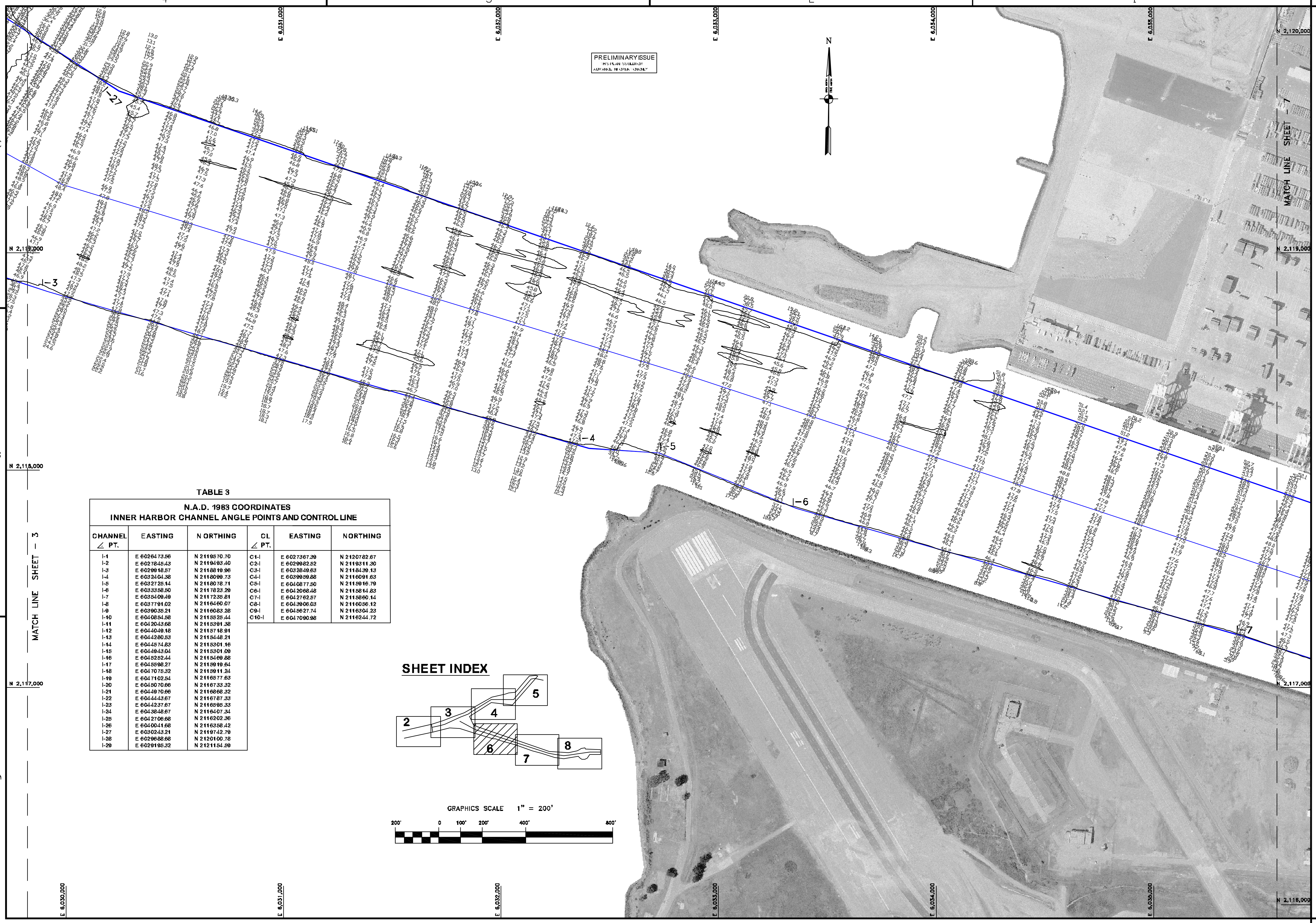
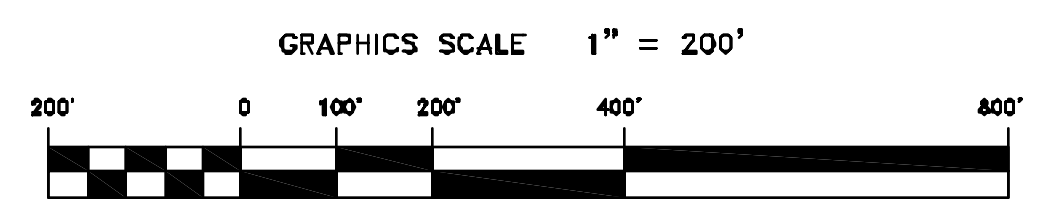
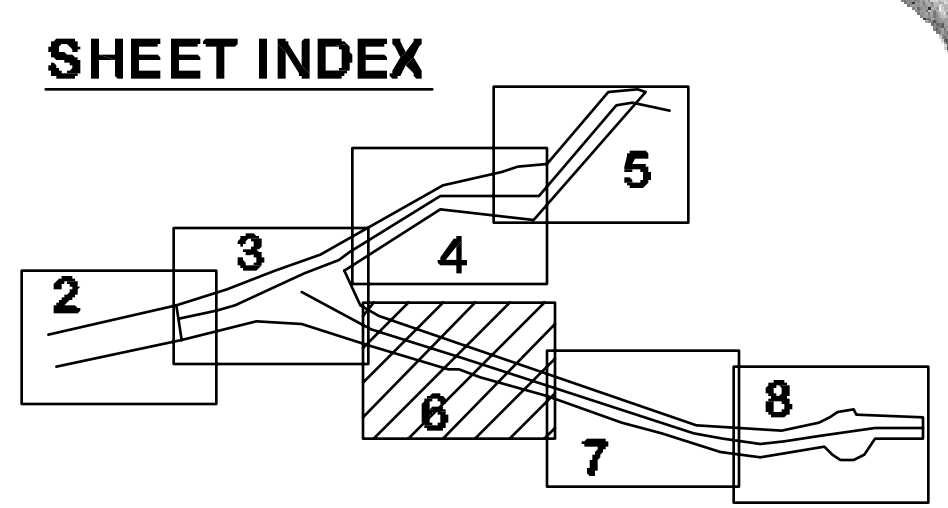


TABLE 3
 N.A.D. 1983 COORDINATES
 INNER HARBOR CHANNEL ANGLE POINTS AND CONTROL LINE

CHANNEL ∠ PT.	EASTING	N ORTHING	∠ PT.	EASTING	NORTHING
I-1	E 60264 73.56	N 21195 70.70	C1-1	E 602 7367.39	N 21207 82.67
I-2	E 602 7648.43	N 21194 93.40	C2-1	E 60299 82.52	N 21193 11.30
I-3	E 60290 18.57	N 21188 10.96	C3-1	E 603 2848.83	N 21184 39.13
I-4	E 60324 04.38	N 21180 99.73	C4-1	E 60399 59.88	N 21160 81.63
I-5	E 60327 25.14	N 21180 78.71	C5-1	E 60408 77.50	N 21159 16.79
I-6	E 60333 58.50	N 21178 23.29	C6-1	E 604 2068.48	N 21158 14.83
I-7	E 60354 09.49	N 21172 35.81	C7-1	E 604 2762.57	N 21158 60.14
I-8	E 60377 01.02	N 21164 60.07	C8-1	E 604 3906.03	N 21160 56.12
I-9	E 60390 35.21	N 21160 83.28	C9-1	E 604 56 27.74	N 21163 04.23
I-10	E 60406 54.58	N 21155 25.44	C10-1	E 604 7090.98	N 21162 44.72
I-11	E 604 2043.68	N 21153 91.36			
I-12	E 60440 49.18	N 21157 18.91			
I-13	E 60442 80.53	N 21154 48.21			
I-14	E 60445 74.83	N 21153 01.16			
I-15	E 60449 43.04	N 21153 01.09			
I-16	E 60452 52.44	N 21154 09.88			
I-17	E 60455 08.27	N 21159 19.64			
I-18	E 604 70 75.32	N 21159 11.24			
I-19	E 604 71 02.54	N 21159 77.63			
I-20	E 604 50 70.66	N 21157 33.32			
I-21	E 60449 70.66	N 21160 68.32			
I-22	E 60444 43.67	N 21167 87.33			
I-23	E 60442 37.67	N 21165 95.33			
I-24	E 604 36 48.67	N 21164 07.34			
I-25	E 604 27 06.68	N 21162 02.36			
I-26	E 604 00 41.68	N 21163 58.42			
I-27	E 60302 43.21	N 21197 42.79			
I-28	E 60296 88.68	N 21201 00.78			
I-29	E 60291 95.32	N 21211 54.29			



4
3
2
1
E 6,030,000
E 6,031,000
E 6,032,000
E 6,033,000
E 6,034,000
E 6,035,000
N 2,117,000
N 2,118,000
N 2,119,000
N 2,120,000
N 2,121,000

I:\Survey\calkans\12\04\calkans 3b\calkans 3e\cuser\mnr\03 2008\Guidance\truf_032008\calkans\calkans\1111am